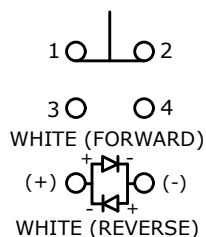
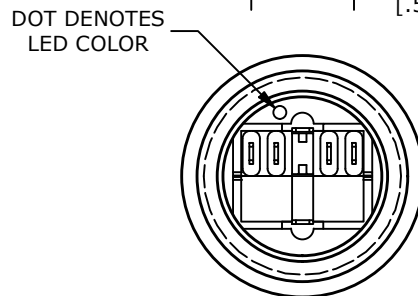
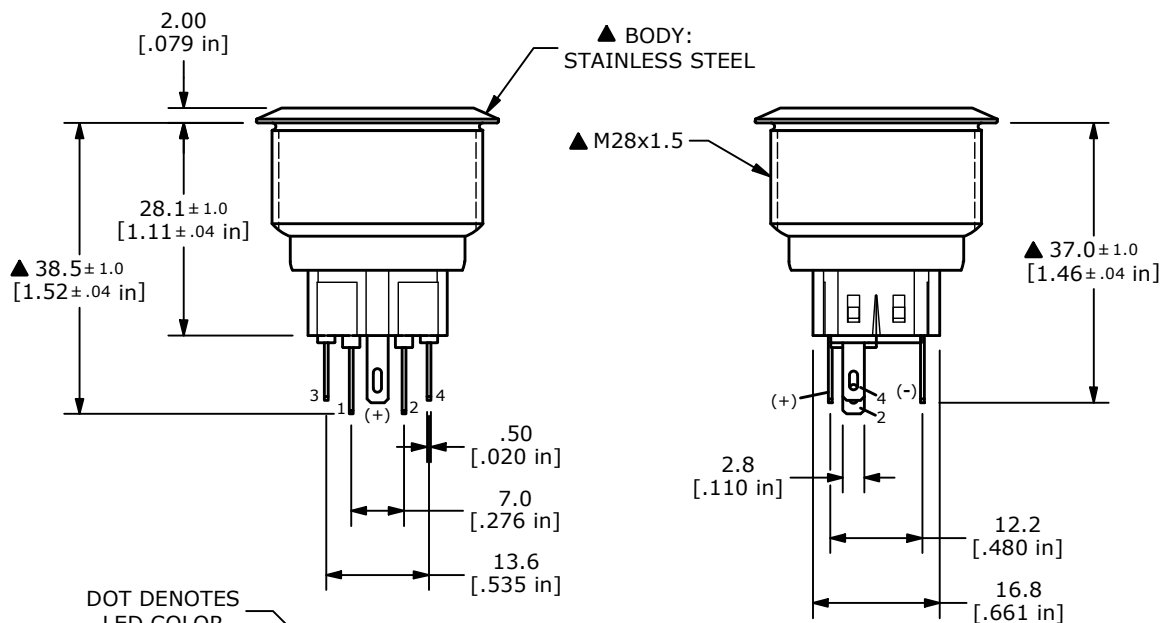


▲ SWITCH FUNCTION

POS. 1	POS. 2
1-2 ON 3-4 OFF	1-2 (OFF) 3-4 (ON)



CONTACT CONFIGURATION  
 ▲ SPDT ON-(OFF) / OFF-(ON)  
 ( ) DENOTES MOMENTARY FUNCTION



- NOTE:
- ALL DIMENSIONS IN MM [INCH]
  - GENERAL TOLERANCE: X.X = ± 0.4  
X.XX = ± 0.25
  - TERMINAL NUMBERS FOR REF. ONLY
  - RATING: 2A @ 48VDC
  - CONTACT RESISTANCE: 50mΩ MAX. @ 1A 12VDC
  - INSULATION RESISTANCE: 1,000MΩ @ 500VDC
  - DIELECTRIC STRENGTH: 2,000VAC MIN. FOR 1 MINUTE
  - ELECTRICAL LIFE: 50,000 CYCLES
  - OPERATING TEMPERATURE: -20°C TO 55°C
  - INGRESS PROTECTION: IP66
  - SUPPLIED HARDWARE: O-RING AND HEXNUT
  - ▲ DENOTES CRITICAL PARAMETER
  - ILLUMINATION COLOR: WHITE
  - ILLUMINATION VOLTAGE: BASE VOLTAGE 2.8V

C	24647	UPDATE THREAD LENGTH TO 15.0	12/18/20	JM
B	23840	UPDATED RATING TO IP66	4/8/19	MJR
A	22692	NEW RELEASE	1/24/17	MJR
REV	PCR NO	DESCRIPTION	DATE	BY



TITLE PV9F2Y0SS-301				
SCALE 1:1	DATE 1/24/2017	DR MJR	DWG 52-PV9F2Y0SS301	REV C